

Student Directions: Fill in the missing information on this handout.

MISPLACED & DANGLING MODIFIERS

Understanding the function of phrases and clauses helps us write with _____. Sometimes, a sentence suffers from misplaced or dangling modifiers. We can fix these issues by **rearranging phrases** and **clauses** in the sentence. First, let's define modifiers . . .


MODIFIERS


→ words, phrases, or clauses that modify another part of a sentence

→ may make a word more specific by offering details that further describe something about that word


- That heavy book is yours. (modifier = word)
- Running toward the gym, the athlete checked her watch. (modifier = phrase)
- The video game that he chose was sold out. (modifier = clause)

	WHAT IS IT?	HOW DO YOU FIX IT?	EXAMPLES
MISPLACED MODIFIER	A misplaced modifier occurs when a modifier is _____ placed in a sentence and appears to modify the wrong thing.	Misplaced modifiers can be fixed by _____ the sentence so that the modifier is _____ to the word it is modifying.	<p>Misplaced modifier: They chose a bag from the store <u>with extra pockets</u>.</p> <p>✓ Solution: They chose a bag <u>with extra pockets</u> from the store.</p> <p>Misplaced modifier: The flight attendant showed the passengers how to use their seatbelts <u>standing in the aisle</u>.</p> <p>✓ Solution:</p> <p>_____</p> <p>_____</p>
DANGLING MODIFIER	A dangling modifier occurs when a modifier is used to modify a word that is not clearly _____ in the sentence.	Dangling modifiers can be fixed by _____ the word that is being modified.	<p>Dangling modifier: <u>Hoping for a raise</u>, the meeting began.</p> <p>✓ Solution: <u>Hoping for a raise</u>, the employee walked in, and the meeting began.</p> <p>Dangling modifier: Dinner was a success, <u>having prepared it all day</u>.</p> <p>✓ Solution:</p> <p>_____</p> <p>_____</p>





TIC TAC TOE



Running around the track, the trees looked beautiful.	I saw a bird with my binoculars flying through the sky.	The pizza with the mushrooms was delicious.	Eating the last slice of cake, I felt guilty.	He served the muffins he baked on fine China.	They got a promotion from the boss with hard work.
After procrastinating for days, the test was difficult.	My aunt with tattoos taught me how to ride a bike.	That portrait was painted by the artist mounted to the wall.	Dancing to the music, the phone played my favorite artist.	Spying on the enemy, a battle had begun.	She decided to keep the statue in the corner.
We quickly ordered a new suit with pinstripes.	The pie was prepared by the pastry chef with a flaky crust.	Watching the movie, my popcorn fell.	Before watching the game, chicken wings were made.	To win the competition, a trainer was hired.	After learning about the opportunity, I am excited to apply.

Student Directions


The object of TIC TAC TOE is to place your X or O in 3 spaces in a row, vertically, horizontally, or diagonally.

1. Players choose who will be X and who will be O.
2. Player One chooses a space on the board, reads the sentence aloud, and identifies the modifier (whether used correctly or not). They also need to identify the type of modifier error in the sentence, if any. If they answer correctly (opponent agrees*), they will write an X or O over the spot. If they answer incorrectly, they do not write an X or O over the spot.
3. Player Two chooses a different space** and repeats the same process.
4. Players will alternate turns until one player gets three in a row or all the sentences have been played.


*Your teacher has an answer key if there are any disputes.

**Player may not choose the same spot that has been answered incorrectly on the very next turn, but they may return to it on their next turn.





TIC TAC TOE



Answer Key

Error w/ modifier (dangling)
Running around the track, the trees looked beautiful.

Error w/ modifier (misplaced)
I saw a bird with my binoculars flying through the sky.

Correct
The pizza with the mushrooms was delicious.

Correct
Eating the last slice of cake, I felt guilty.

Error w/ modifier (misplaced)
He served the muffins he baked on fine China.

Error w/ modifier (misplaced)
They got a promotion from the boss with hard work.

Error w/ modifier (dangling)
After procrastinating for days, the test was difficult.

Correct
My aunt with tattoos taught me how to ride a bike.

Error w/ modifier (misplaced)
That portrait was painted by the artist mounted to the wall.

Error w/ modifier (dangling)
Dancing to the music, the phone played my favorite artist.

Error w/ modifier (dangling)
Spying on the enemy, a battle had begun.

Correct
She decided to keep the statue in the corner.

We quickly ordered a new suit with pinstripes.
Correct

The pie was prepared by the pastry chef with a flaky crust.
Error w/ modifier (misplaced)

Watching the movie, my popcorn fell.
Error w/ modifier (dangling)

Before watching the game, chicken wings were made.
Error w/ modifier (dangling)

To win the competition, a trainer was hired.
Error w/ modifier (dangling)

After learning about the opportunity, I am excited to apply.
Correct

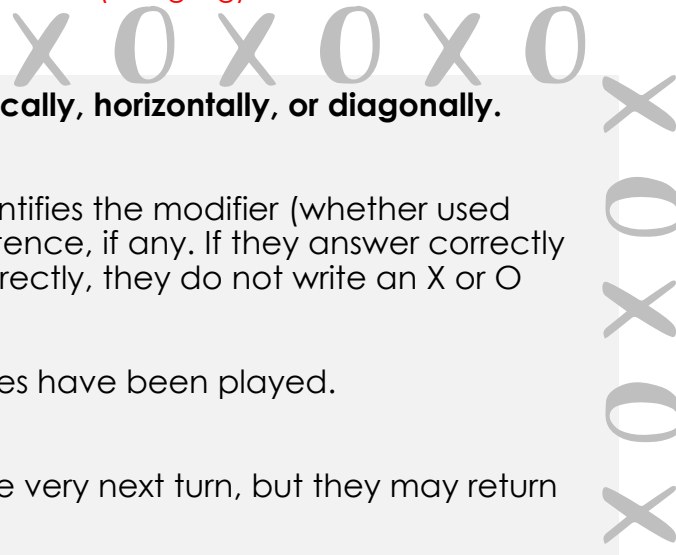
Student Directions

The object of TIC TAC TOE is to place your X or O in 3 spaces in a row, vertically, horizontally, or diagonally.

1. Players choose who will be X and who will be O.
2. Player One chooses a space on the board, reads the sentence aloud, and identifies the modifier (whether used correctly or not). They also need to identify the type of modifier error in the sentence, if any. If they answer correctly (opponent agrees*), they will write an X or O over the spot. If they answer incorrectly, they do not write an X or O over the spot.
3. Player Two chooses a different space** and repeats the same process.
4. Players will alternate turns until one player gets three in a row or all the sentences have been played.

*Your teacher has an answer key if there are any disputes.

**Player may not choose the same spot that has been answered incorrectly on the very next turn, but they may return to it on their next turn.



COORDINATE ADJECTIVES

- adjectives that are equally significant to the description
- they are two or more adjectives that describe a noun with equal importance

OUR CALM, COOL, AND COLLECTED
LEADER MADE US FEEL COMFORTABLE.

NON-COORDINATE ADJECTIVES

- adjectives that are not equally significant to the description
- one adjective is more important than the other

THEY DONATED TWO ITCHY
STRIPED SWEATERS.

COORDINATE ADJECTIVES

exit ticket


Student Directions: Now it's time to put your knowledge about coordinate adjectives to use!

PART 1: Add a comma or the conjunction "and" for any sentences using coordinate adjectives.

1. We need a brave daring individual for the job.
2. The artist used soft watercolor paints on the canvas.
3. Our caterer gave us several delicious dishes to try.
4. Finally, the long torturous agonizing wait was over.
5. The movie featured a familiar talented actor.

PART 2: Write your own sentences using coordinate and non-coordinate adjectives.

Coordinate	
Non-Coordinate	



PHRASES & CLAUSES




- » **PHRASE** - a group of words that work together in a sentence but do not have both a subject and verb. It may have one or the other, but not both.
- » **CLAUSE** - is also a group of words that work together in a sentence. Every clause has a subject and a verb, but there are two types: **independent** and **dependent clauses**.

Use this chart to help identify phrases, independent clauses, and dependent clauses!

Group of Words	Basics	More Helpful Info	Examples
PHRASE	A phrase may contain a subject or a verb, but not both. It cannot stand alone as a complete thought.	When identifying a phrase, look for a subject and verb. If you don't find any or you only find one, it's a phrase. If you find both, it's a clause.	<ul style="list-style-type: none"> ▶ I love <u>organizing my shelves</u>. ▶ <u>Later this morning</u>, let's go shopping. ▶ <u>My sister's friend</u> asked for my help.
INDEPENDENT CLAUSE	An independent clause contains a subject and a verb. It can stand alone as a complete thought.	An independent clause can be part of a bigger sentence, or it can be a sentence on its own.	<ul style="list-style-type: none"> ▶ <u>Lina is an engineer</u>. ▶ <u>Ren is a teacher</u>, and <u>Cyril is his student</u>. ▶ <u>Reyna is a skilled swimmer</u>.
DEPENDENT CLAUSE	A dependent clause contains a subject and a verb. It <i>cannot</i> stand alone as a complete thought.	Words like these often begin dependent clauses: although, before, after, since, because, while, until, if, since	<ul style="list-style-type: none"> ▶ <u>While I enjoy spicy food</u>, this is too hot for me. ▶ He is my favorite author <u>because I relate to his characters</u>. ▶ I'll fix your bike <u>if you lend me your tools</u>.


Playing Cards

PHRASES



& CLAUSES

PHRASES




& CLAUSES

PHRASES




& CLAUSES

PHRASES



& CLAUSES

PHRASES



& CLAUSES

PHRASES




& CLAUSES

PHRASES




& CLAUSES

PHRASES



& CLAUSES

PHRASES



& CLAUSES

Playing Cards

The bright yellow
sun rose above
the field.

Cathleen was
shocked.

I chose this class
because I love
to draw.

Jovita, my sister,
goes to college.

If you listen closely,
you can hear
crickets.

Since you are new,
I will explain it
to you.

He finished his
meal very quickly.

After we paint the
fence, let's start on
the shed.

This is a flower, not
a weed.