

# PAST PERFECT

---

"I HAD SWITCHED TRAINS  
THREE TIMES BEFORE I  
REACHED MY DESTINATION."

Use when an action  
has been completed  
before a particular  
event in the past

---

# VERB TENSE

# FUTURE PERFECT

---

"I WILL HAVE  
TRAVELED TO ASIA  
BEFORE I GRADUATE."

use when a future  
action will be  
completed before  
another future event

---

# VERB TENSE

# PRESENT PERFECT

---

"I **HAVE RIDDEN** THE  
BUS FOR A LONG TIME."


Use when an action  
has been completed  
at a general time in  
the past, but the  
action still has an  
effect in the present

---

# VERB TENSE

# CONJUNCTIONS CONNECT!

Conjunctions connect! But what does that really mean? Conjunctions are those words in a sentence that connect ideas together and indicate a relationship between thoughts. They are used to combine thoughts and sentences. There are different types of conjunctions that are defined by their different functions, but the most important thing to remember is that a conjunction links one part of a sentence or idea to another.

F  
orA  
ndN  
orB  
utO  
rY  
etS  
o\*

## COORDINATING CONJUNCTIONS

<b>WHAT DO THEY DO?</b>	These conjunctions combine two complete thoughts together that have equal importance in a sentence.
<b>WHEN ARE THEY USED IN A SENTENCE?</b>	Coordinating conjunctions are always in the middle of a sentence and follow a comma.
<b>EXAMPLES</b>	<ul style="list-style-type: none"> <li>Wesley went to the dentist, <u>and</u> he discovered he had a cavity.</li> <li>The class was excited for their field trip, <u>but</u> the bus was late.</li> <li>My aunt lives far away, <u>so</u> we don't get to see her often.</li> </ul>

*\* This acronym contains some of the most common conjunctions but not all of the possible ones in each category.*

# CONJUNCTIONS CONNECT!

Remember that a conjunction links one part of a sentence or idea to another.

## SUBORDINATING CONJUNCTIONS

<b>WHAT DO THEY DO?</b>	These conjunctions join two complete ideas in a sentence where one idea depends on the other to make sense.
<b>WHERE ARE THEY USED IN A SENTENCE?</b>	Subordinating conjunctions can be at the beginning of a sentence or in the middle.
<b>EXAMPLES</b>	<ul style="list-style-type: none"> <li>Quincy made cookies <u>because</u> his friends were coming over.</li> <li><u>If</u> Harrison dances, you know he's in a good mood.</li> <li>The cricket chirps <u>when</u> it gets dark outside.</li> </ul>

Since


When

After

Because

If\*

HOW CAN I REMEMBER THEM?



*\* This acronym contains some of the most common conjunctions but not all of the possible ones in each category.*

# CONJUNCTIONS CONNECT!

Remember that a conjunction links one part of a sentence or idea to another.

## CORRELATIVE CONJUNCTIONS

<p><b>WHAT DO THEY DO?</b></p>	<p>These conjunctions are paired conjunctions like “either/or” and “both/and.” These words link ideas in a sentence but need two conjunctions to make logical sense.</p>
<p><b>WHERE ARE THEY USED IN A SENTENCE?</b></p>	<p>Look for the pair of connecting words within a sentence that connect options, choices, or pairs of ideas.</p>
<p><b>EXAMPLES</b></p>	<p>Jellyfish have <u>neither</u> a heart <u>nor</u> a brain.</p> <ul style="list-style-type: none"> <li>We have to <u>decide whether</u> we want pizza <u>or</u> pasta.</li> <li>I'd <u>rather</u> sleep in <u>than</u> wake up early.</li> </ul>



### COMMON PAIRS

either/or

both/and

neither/nor

rather/than

# KNOCKOUT DIRECTIONS

The object of **KNOCKOUT** is to cover more spaces than your partner. Once all the spaces are covered, the partner with the most filled spaces wins the game. Each player should use a different colored writing utensil to cover their spaces, so it will be easy to determine the winner at the end.

**#1** Player One picks a number between 1 and 21 and marks that number off on the right side of the game board.


**#2** Player Two reads the sentence from the list that corresponds to the number Player One has picked.

**#3** Player One chooses a space on the game board that matches the sentence they read and circles it.

**#4** Player Two takes a turn repeating the same process as Player One.

**#5** Repeat these steps until all the spaces on the game board are filled.

**#6** Count your claimed game board spaces. The player with the most is the winner!



## >>> KNOCKOUT!

If a space on the Game Board is already taken by the other player, “knock out” that player by drawing an X in your color over the other player’s circle. *(Now that space can no longer be used.)*

## >>> BRACE YOURSELF!

Draw an X over your own circle in a space that you’ve already covered. *Note: You can only do this if the sentence read has the same answer as a space you’ve already drawn your circle in. Now, the space is protected, and the other player cannot knock you out of that space.*

PAST PERFECT

PRESENT PERFECT

FUTURE PERFECT

PRESENT PERFECT

FUTURE PERFECT

PAST PERFECT

FUTURE PERFECT

PAST PERFECT

PRESENT PERFECT

PAST PERFECT

PRESENT PERFECT

FUTURE PERFECT

PRESENT PERFECT

PAST PERFECT

FUTURE PERFECT

KNOCVOUT

KNOCVOUT

- 1
- 2
- 3
- 4
- 5
- 6
- 7
- 8
- 9
- 10
- 11
- 12
- 13
- 14
- 15
- 16
- 17
- 18
- 19
- 20
- 21



1 Galenos had gotten six gifts when he returned from the hospital.

2 Sabrina had included three quotes in her essay before she revised it.

3 Declan had not seen my shoe when he tripped over it.

4 "I will have gone to bed before the movie even starts," said Shazi.

5 Used when an action has been completed at a general time in the past, but the action still has an effect in the present.

6 Pax will have graduated by the time I am a freshman.

7 Will you have read over my notes before the presentation?

8 Have you eaten lunch already?

9 Ms. Nuado was relieved that she had not caught the flu.

10 Anji's wallet was empty because she had spent all her money at the fair.

11 They will not have finished their project before the bell rings!

12 By Saturday, the contest will have ended.

13 Julia had said they would arrive by the afternoon.

14 When I travel to Venezuela, I will have been to three countries.

15 Used when an action has been completed before a particular event in the past.

16 A verb tense used when a future action will be completed before another future event.

17 All the students have left for the field trip.

18 Their plane has just landed in Vietnam.

19 I have not been sleeping well.

20 Fernanda has not finished her book report yet.

21 Lila has never seen the ocean.

1 Galenos had gotten six gifts when he returned from the hospital. Past Perfect

2 Sabrina had included three quotes in her essay before she revised it. Past Perfect

3 Declan had not seen my shoe when he tripped over it. Past Perfect

4 "I will have gone to bed before the movie even starts," said Shazi. Future Perfect

5 Used when an action has been completed at a general time in the past, but the action still has an effect in the present. Present Perfect

6 Pax will have graduated by the time I am a freshman. Future Perfect

7 Will you have read over my notes before the presentation? Future Perfect

8 Have you eaten lunch already? Present Perfect

9 Ms. Nuado was relieved that she had not caught the flu. Past Perfect

10 Anji's wallet was empty because she had spent all her money at the fair. Past Perfect

11 They will not have finished their project before the bell rings! Future Perfect

12 By Saturday, the contest will have ended. Future Perfect

13 Julia had said they would arrive by the afternoon. Past Perfect

14 When I travel to Venezuela, I will have been to three countries. Future Perfect

15 Used when an action has been completed before a particular event in the past. Past Perfect

16 A verb tense used when a future action will be completed before another future event. Future Perfect

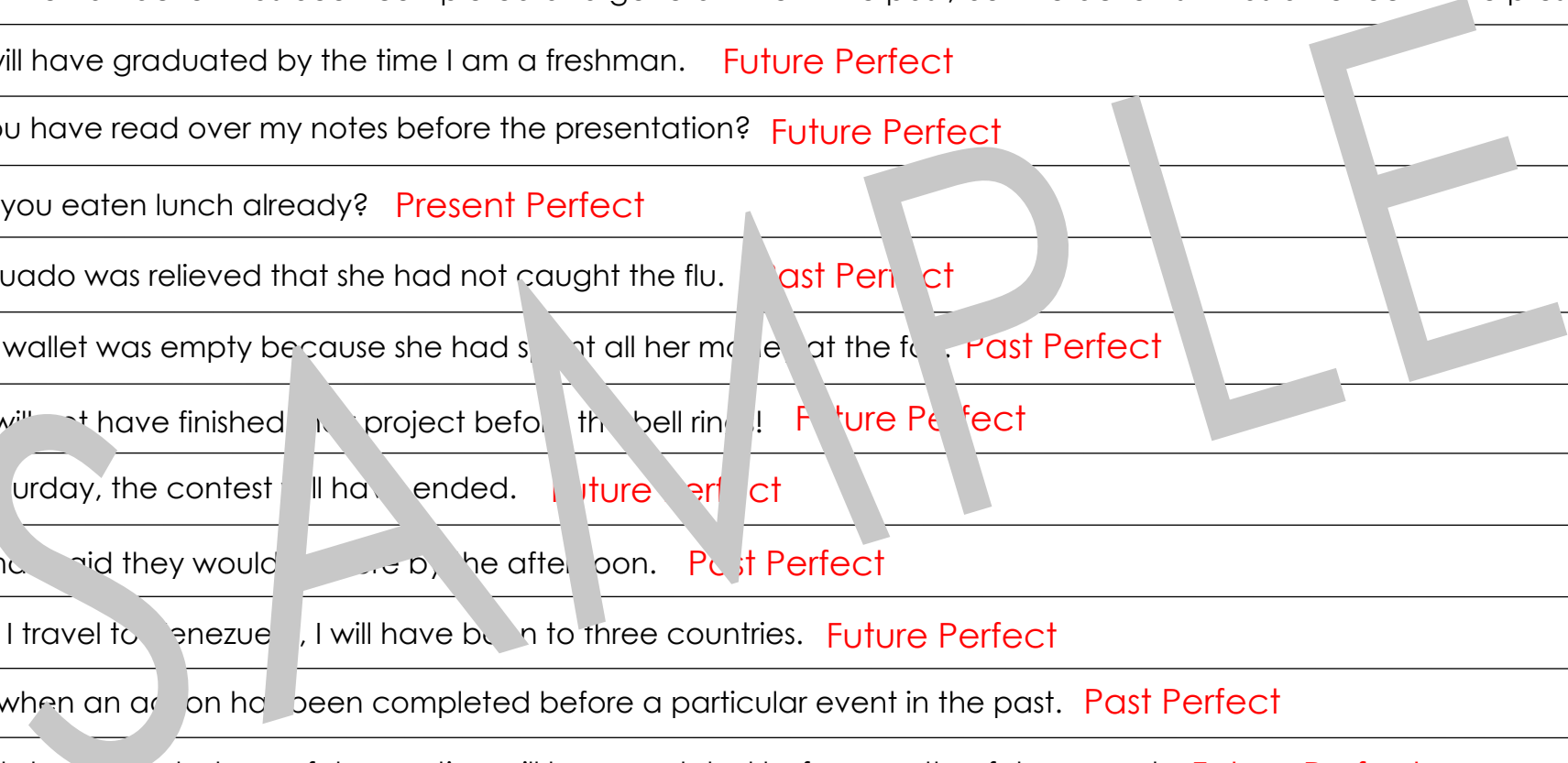
17 All the students have left for the field trip. Present Perfect

18 Their plane has just landed in Vietnam. Present Perfect

19 I have not been sleeping well. Present Perfect

20 Fernanda has not finished her book report yet. Present Perfect

21 Lila has never seen the ocean. Present Perfect



END

When I go to school, I want to either study economics or environment or all science.

Summertime is both relaxing and exciting.


Hilda did not worry about her looks, nor did she care what anyone thought of her.

The level was hard, yet I beat it in under an hour.

Since you left, I've been lonely.



The book had a lot of cliffhangers, so I read the whole thing in a day.



The fisherman would rather catch one big fish than a bunch of small ones.

Either you eat your vegetables, or you skip dessert.

The octopus ate both the crabs and the sea cucumbers.



The winner not only beat his personal record but also the state record!

Many people believe in ghosts, but I'm not so sure they exist.

Soccer games are boring when neither team scores.

If you don't go to the movie, we'll have to buy tickets soon.



My friend ate the fruit salad because there were fruit flies everywhere.

When the children grew up, they changed the world.



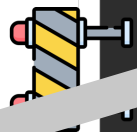

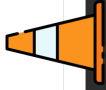
Lester decided his new coach would neither intimidate him nor make him feel awkward.

Jack planted the beans, and a beanstalk grew.

START

CONJUNCTION

CONJUNCTION






# CONJUNCTION JUNCTION

game directions

**Materials needed: gameboard, game pieces, game cards, spinner, pencil, paperclip**

1. Each player chooses a game piece and places it on "Start."
2. Student A spins the spinner and moves their game piece to the space on the game board that matches what they spun. (To spin, place the paperclip in the center of the spinner, holding it in place with a pencil. Then flick the paperclip with your finger and see where it lands on the spinner.)
3. If the space on the game board is a sentence, the player that lands there must read the sentence aloud and identify the conjunction in the sentence.
4. The rest of the players must agree that the conjunction identified is accurate. If players cannot agree, call the teacher over for help.
5. Play continues with Student B and so on, until one player reaches the end of the game board and wins the game!

*Note:* If you are toward the end of the game board and spin an option that is no longer left on the board, you must remain on your square until your next turn. You may not move your piece until you spin an option that is available.




# CONJUNCTION JUNCTION

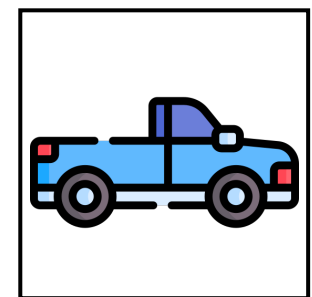
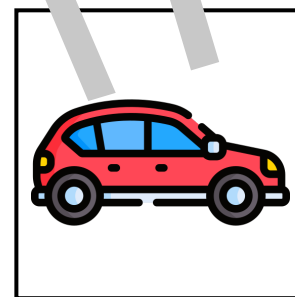


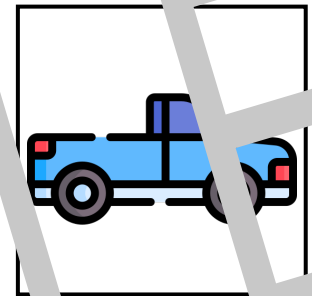




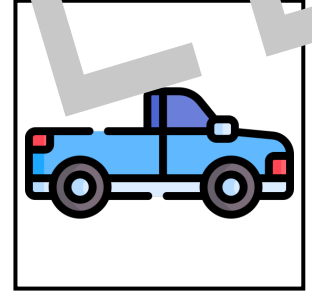
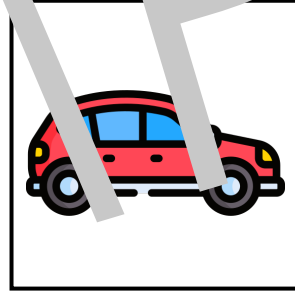


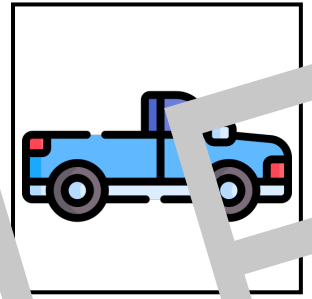


game directions

**Materials needed: gameboard, game pieces, game cards, spinner, pencil, paperclip**

1. Each player chooses a game piece and places it on "Start."
2. Student A spins the spinner and moves their game piece to the space on the game board that matches what they spun. (To spin, place the paperclip in the center of the spinner, holding it in place with a pencil. Then flick the paperclip with your finger and see where it lands on the spinner.)
3. If the space on the gameboard is a sentence, the player that lands there must read the sentence aloud and identify the conjunction in the sentence.
4. The rest of the players must agree that the conjunction identified is accurate. If players cannot agree, call the teacher over for help.
5. Play continues with Student B and so on, until one player reaches the end of the game board and wins the game!

*Note:* If you are toward the end of the game board and spin an option that is no longer left on the board, you must remain on your square until your next turn. You may not move your piece until you spin an option that is available.





SAMPLE

SAMPLE

SAMPLE

SAMPLE